


How can we ensure compatibility between the reader and my country's regulations ?

Ensure that the Ultrys software is installed on your computer. If not, you can download it from the [STid Group - Designer of contactless identification solutions](#)

Connect your reader:

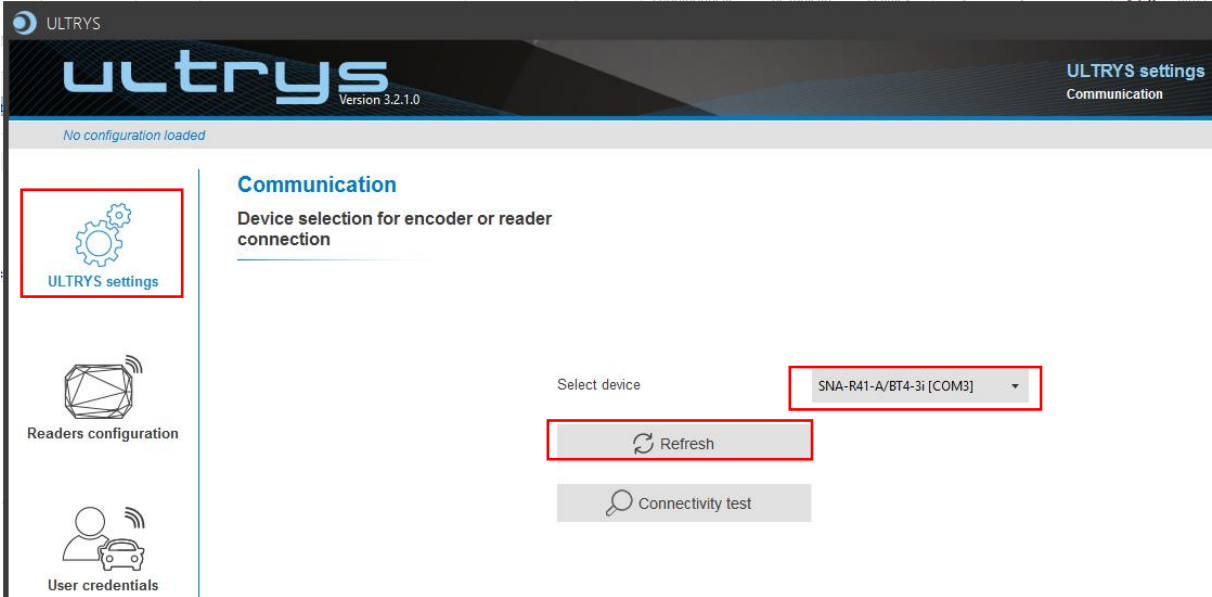
Connect your UHF reader (e.g. SNA-R41-A-BT4-3I-1) to a USB port on your computer.

Launch Ultrys application:



Select your reader:

Go to the 'Settings' section and click on 'Refresh' to detect connected devices.



Select the reader from the drop-down list.

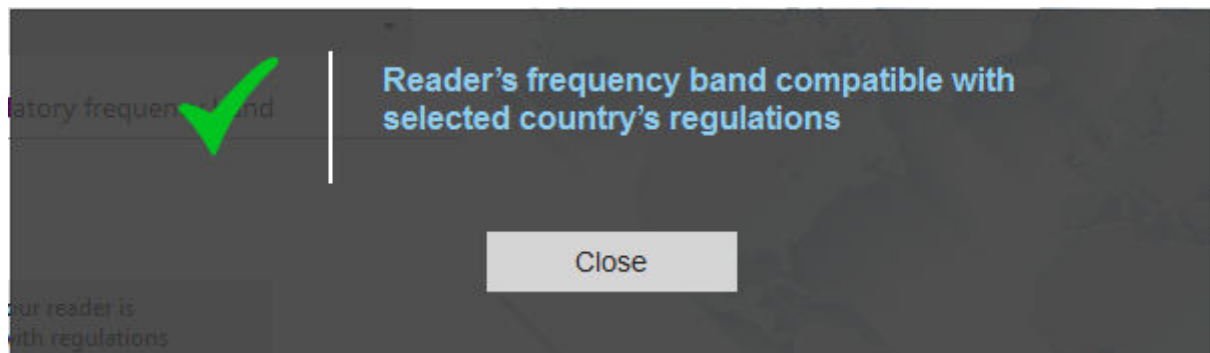
Start your configuration:

Once you have selected your reader, go to readers configuration and click on '1'.

You can now perform an auto-detection and retrieve the version of your reader



If your reader is configured correctly, a message confirming compatibility will appear.



However, if you receive a message indicating that your reader is not compatible with the frequency band, you can start by checking one of the following parameters:

- 1- The serial number of your invoice
- 2- The COM port parameters are correctly configured.
- 3- Check the configuration of your reader with STid support by sending an e-mail to the following address: 'support@stid.com'.